

## AUTOMATIC FILLING VALVE WITH INTEGRATED BY-PASS FOR CLOSED CIRCUIT HEATING SYSTEM



**R150N**

### Use

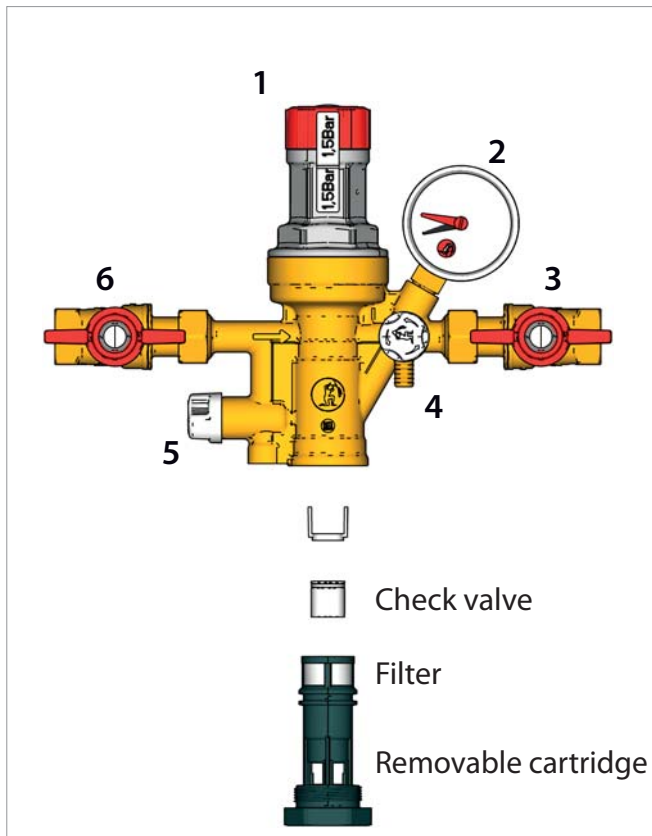
The R150N valve is a device installed on water intake pipes in closed circuit heating systems and is used for automatic filling and integrated bypass.

### Description

The R150N valve consists of: a pressure reducer with compensated seat equipped with a filter and check valve, adjustment handwheel (1) for setting downstream pressure, a manometer (2), an upstream shutoff valve (6) to enable the emptying of the system through the discharge tap (4), a downstream shutoff valve (3) to facilitate the calibration of downstream pressure, and a stopcock (5) on the bypass pipe integrated into the valve body.

The R150N valve includes a removable cartridge that can be extracted from the valve body, mounted on the system, by simply closing the upstream and downstream shutoff valves.

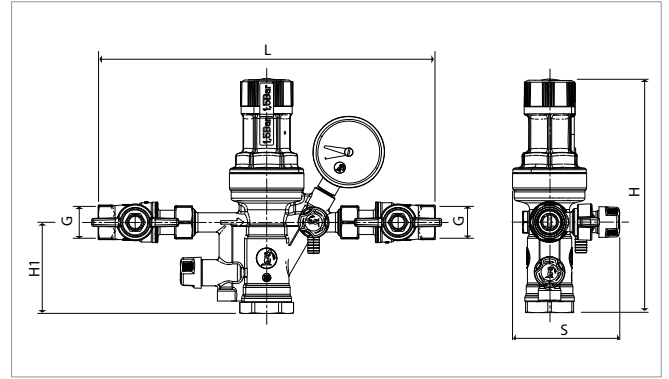
The removable cartridge includes a filter and a check valve.



### Technical features

- Maximum operating temperature: 70 °C
- Maximum operating pressure: 10 bar
- Pressure setting: 0,3 ÷ 4 bar
- Factory calibration: 1,5 bar

### Versions and product codes



#### Version with manometer

Product code	L [mm]	H [mm]	H1 [mm]	S [mm]	G
R150NY003	245	170	66	78	1/2"

#### Version without manometer

Product code	L [mm]	H [mm]	H1 [mm]	S [mm]	G
R150NY023	245	170	66	78	1/2"

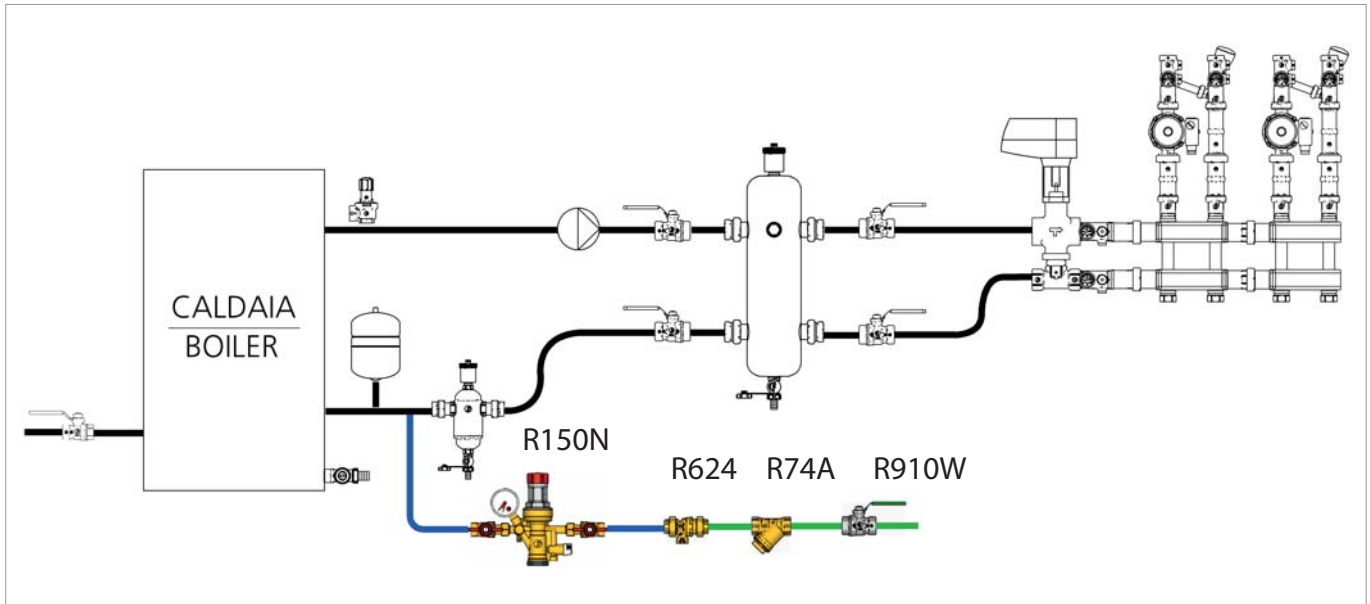
### Functioning

The various functional configurations of the R150N automatic filling valve with integrated bypass depend on the position of the stopcock (5) located on the bypass pipe and, of course, on downstream pressure:

<p>When the system is empty the pressure reducer with compensated seat allows water to enter through the intake pipe and, to increase flow rate during filling, the BP stopcock on the bypass pipe should be open as well.</p>	<p>Open pipes</p>
<p>When the downstream pressure is close to the set level the BP stopcock on the bypass pipe should be closed, thus limiting the entrance of water through the pressure reducer with compensated seat.</p>	<p>Open pipes Closed pipes</p>
<p>When the downstream pressure reaches the set level, the pressure reducer with compensated seat closes completely; it will be necessary to recover the water discharged from the system after the cleaning or simple maintenance phases.</p>	<p>Closed pipes</p>

## AUTOMATIC FILLING VALVE WITH INTEGRATED BY-PASS FOR CLOSED CIRCUIT HEATING SYSTEM

### Example of application



#### Warning!


It is advisable to use a readily serviceable **R74A** filter with a steel basket and/or a **R624** backflow preventer with reduced pressure zone upstream the automatic filling valve.

All illustrations depicting the assembly, calibration and operating conditions for the R150, R150B and R150N automatic filling valves are reviewed in the instructions leaflet included in the product packaging.

### Specifications

Automatic filling valve with integrated bypass for closed circuit heating systems. 1/2" female fittings. Maximum operating pressure 10 bar; maximum operating temperature 70 °C.

Codes: R156N003 (version with manometer) – R156N023 (version without manometer).



### Additional information

For additional information please check the Giacomini website at the following address: [www.giacomini.com](http://www.giacomini.com)

+39 0322 923372

+39 0322 923255

consulenza.prodotti@giacomini.com

*This pamphlet is merely for information purposes. Giacomini S.p.A. retains the right to make modifications for technical or commercial reasons, without prior notice, to the items described in this pamphlet. The information described in this technical pamphlet does not exempt the user from following carefully the existing regulations and norms on good workmanship.*

Giacomini S.p.A. Via per Alzo, 39 I-28017 San Maurizio d'Opaglio (NO) Italy